



山東墨龍石油機械股份有限公司

Shandong Molong Petroleum Machinery Company Limited

XYZH/2023JNAA3B0022

2022 12 31

2022

2022 12 31

2022

"

"

1.	
2022 12 31	
7 48	15 —
69,842.50	
2,820.72	—

2022 12 31

		2022 12 31	2021 12 31
	· 1	459,657,822.57	475,191,176.69
	· 2	171,547,752.98	235,005,278.71
	· 3	294,399,562.75	299,530,976.41
	· 4	5,371,855.71	28,539,024.92
	· 5	35,450,700.83	49,598,390.41
	· 6	5,626,830.61	17,440,781.64
	· 7	670,217,844.40	715,282,787.11
	· 8	5,790,675.91	26,180,538.95
		1,648,063,045.76	1,846,768,954.84
	· 9	1,857,463.06	2,144,833.69
	· 10		9,929,101.58
	· 11	2,003,871,030.19	2,181,361,123.66
	· 12	298,971.19	10,029,521.56
	· 13		1,530,636.81
	· 14	357,278,042.57	376,053,902.88
	· 15		
	· 16	26,108,899.14	29,065,116.69
	· 17	1,128,107.60	728,107.60
		2,390,542,513.75	2,610,842,344.47
		4,038,605,559.51	4,457,611,299.31

2022 12 31

		2022 12 31	2021 12 31
	· 18	1, 962, 936, 789. 90	1, 916, 706, 214. 72
	· 19	64, 855, 401. 04	101, 209, 067. 42
	· 20	611, 264, 285. 51	599, 514, 345. 81
	· 21	107, 582, 152. 10	70, 368, 931. 26
	· 22	42, 790, 646. 48	57, 833, 087. 83
	· 23	11, 279, 406. 47	25, 793, 838. 53
	· 24	36, 765, 356. 32	64, 231, 003. 43
	· 25	87, 329, 367. 25	107, 001, 393. 82
	· 26	48, 192, 008. 81	67, 434, 388. 00
		2, 972, 995, 413. 88	3, 010, 092, 270. 82
	· 27		37, 141, 617. 50
	· 28		
	· 29	65, 461, 963. 55	37, 742, 329. 02
	· 30	77, 771, 212. 05	558, 467. 38
	· 31	6, 756, 829. 50	6, 966, 655. 18
	· 16	5, 266, 932. 29	5, 362, 198. 02
		155, 256, 937. 39	87, 771, 267. 10
		3, 128, 252, 351. 27	3, 097, 863, 537. 92
	· 32	797, 848, 400. 00	797, 848, 400. 00
	· 33	864, 405, 329. 26	863, 356, 311. 20
	· 34	- 3, 029, 259. 75	- 1, 671, 948. 29
	· 35		
	· 36	187, 753, 923. 88	187, 753, 923. 88
	· 37	- 859, 017, 550. 51	- 434, 047, 824. 92
		987, 960, 842. 88	1, 413, 238, 861. 87
	· 38	- 77, 607, 634. 64	- 53, 491, 100. 48
		910, 353, 208. 24	1, 359, 747, 761. 39
		4, 038, 605, 559. 51	4, 457, 611, 299. 31

2022 12 31

	2022 12 31	2021 12 31
	437,728,168.67	436,544,593.46
	171,547,752.98	235,005,278.71
· 1	560,320,816.34	479,545,005.49
	3,888,898.40	19,659,349.46
	406,342,471.90	426,201,478.54
· 2	734,091,673.64	796,550,952.25
	525,035,413.03	436,663,347.98
	2,995,798.48	2,043,097.81
	2,841,950,993.44	2,832,213,103.70
· 3	1,154,019,921.73	1,144,019,921.73
	701,355,376.51	784,931,166.70

	2022 12 31	2021 12 31
	1, 396, 236, 789. 90	1, 418, 106, 214. 72
	645, 113, 301. 29	609, 535, 150. 42
	265, 933, 229. 03	223, 914, 737. 78
	100, 598, 968. 48	42, 114, 515. 40
	28, 977, 905. 19	37, 321, 606. 89
	7, 878, 113. 91	20, 493, 658. 49
	27, 785, 537. 73	36, 511, 456. 64
	48, 991, 857. 12	29, 335, 550. 92
	47, 882, 854. 13	63, 768, 573. 13
	2, 569, 398, 556. 78	2, 481, 101, 464. 39
	65, 461, 963. 55	37, 742, 329. 02
		558, 467. 38
	65, 461, 963. 55	38, 300, 796. 40
	2, 634, 860, 520. 33	2, 519, 402, 260. 79
:		
	797, 848, 400. 00	797, 848, 400. 00
	864, 386, 661. 76	863, 337, 643. 70
	187, 753, 923. 88	187, 753, 923. 88
	309, 637, 412. 64	504, 279, 657. 64
	2, 159, 626, 398. 28	2, 353, 219, 625. 22
	4, 794, 486, 918. 61	4, 872, 621, 886. 01

		2022	2021
		2,765,645,281.40	3,734,462,841.12
:	· 39	2,765,645,281.40	3,734,462,841.12
		3,129,597,158.90	3,999,888,750.28
	· 39	2,675,212,319.74	3,514,477,916.63
	· 40	14,382,252.20	20,493,455.61
	· 41	17,580,244.46	13,402,249.30
	· 42	274,947,866.01	278,990,958.47
	· 43	41,651,730.15	57,076,465.12
	· 44	105,822,746.34	115,447,705.15
		117,884,825.33	114,302,110.50
		8,379,526.72	4,907,692.93
	· 45	973,231.66	2,335,726.68
" "	· 46	-287,370.63	-169,863.60
		-287,370.63	-169,863.60
" -"			
" -"			
" -"			
" -"	· 47	-61,267,202.09	14,647,126.44
" -"	· 48	-16,980,412.51	-112,901,651.42
" -"	· 49	1,123.89	399,239.27
" "		-441,512,507.18	-361,115,331.79
	· 50	6,672,878.46	5,272,356.06
	· 51	11,202,613.91	6,213,826.89
" "		-446,042,242.63	-362,056,802.62
	· 52	2,893,204.74	6,363,692.81
" "		-448,935,447.37	-368,420,495.43
		-448,935,447.37	-368,420,495.43
1.	" -"	-448,935,447.37	-368,420,495.43
2	" -"		
		-448,935,447.37	-368,420,495.43
1.	" -"	-424,969,725.59	-368,017,768.12
2	" -"	-23,965,721.78	-402,727.31
		-1,508,123.84	381,810.59
		-1,357,311.46	343,629.53
1.			
2			
3			
4			
5			
		-1,357,311.46	343,629.53
1.			
2			
3			
4			
5			
6		-1,357,311.46	343,629.53
7			
		-150,812.38	38,181.06
		-450,443,571.21	-368,038,684.84
		-426,327,037.05	-367,674,138.59
		-24,116,534.16	-364,546.25
/		-0.53	-0.46
/		-0.53	-0.46

		2022	2021
	· 4	1, 804, 176, 882. 02	2, 176, 702, 888. 51
	· 4	1, 696, 682, 871. 98	2, 084, 142, 246. 19
		7, 293, 650. 11	10, 763, 552. 73
		15, 878, 838. 29	12, 340, 740. 09
		87, 350, 991. 58	93, 471, 758. 49
		41, 651, 730. 15	57, 076, 465. 12
		77, 172, 915. 08	84, 132, 168. 54
		89, 024, 160. 00	81, 009, 405. 40
		7, 150, 382. 00	3, 568, 165. 65
		452, 741. 13	1, 550, 089. 89
	" "		
	" _"		
	" "		
	" _"	- 61, 383, 208. 08	12, 504, 812. 59
	" _"	- 9, 724, 413. 42	- 20, 739, 210. 42
	" _"	1, 123. 89	389, 458. 60
	" "	- 192, 507, 871. 65	- 171, 518, 891. 99
		1, 108, 095. 90	620, 398. 42
		466, 222. 57	5, 756, 059. 48
	" "	- 191, 865, 998. 32	- 176, 654, 553. 05
		2, 776, 246. 68	5, 971, 947. 17
	" "	- 194, 642, 245. 00	- 182, 626, 500. 22
	" _"	- 194, 642, 245. 00	- 182, 626, 500. 22
	" _"		
	1.		
	2.		
	3.		
	4.		
	5.		
	1.		
	2.		
	3.		
	4.		
	5.		
	6.		
	7.		
		- 194, 642, 245. 00	- 182, 626, 500. 22
	/		
	/		

		2022	2021
		2, 435, 005, 536. 69	3, 542, 841, 808. 43
		67, 289, 707. 82	10, 541, 216. 58
	· 54	31, 748, 108. 40	33, 245, 636. 59
		2, 534, 043, 352. 91	3, 586, 628, 661. 60
		2, 060, 832, 157. 45	3, 066, 616, 588. 89
			- 3, 180, 579. 00
		267, 695, 345. 91	237, 173, 190. 04
		101, 119, 907. 49	87, 793, 221. 20
	· 54	115, 905, 724. 47	162, 433, 883. 14
		2, 545, 553, 135. 32	3, 550, 836, 304. 27
		- 11, 509, 782. 41	35, 792, 357. 33
		1, 123. 89	141, 494, 574. 19
		1, 123. 89	141, 494, 574. 19
		8, 467, 557. 77	51, 969, 039. 99
		8, 467, 557. 77	51, 969, 039. 99
		- 8, 466, 433. 88	89, 525, 534. 20
		3, 516, 764, 976. 72	2, 287, 714, 757. 03
		3, 516, 764, 976. 72	2, 287, 714, 757. 03
		3, 395, 070, 911. 66	2, 501, 463, 050. 37
		120, 913, 636. 96	105, 049, 340. 61
	· 54	42, 048, 500. 00	90, 696, 272. 67
		3, 558, 033, 048. 62	2, 697, 208, 663. 65
		- 41, 268, 071. 90	- 409, 493, 906. 62
		5, 707, 334. 10	- 1, 603, 983. 73
		- 55, 536, 954. 09	- 285, 779, 998. 82
		414, 209, 197. 66	699, 989, 196. 48
		358, 672, 243. 57	414, 209, 197. 66

2022

	2022	2021
	1, 576, 765, 426. 15	1, 895, 258, 103. 49
	36, 137, 988. 72	10, 541, 216. 58
	79, 185, 027. 23	48, 127, 509. 74
	1, 692, 088, 442. 10	1, 953, 926, 829. 81
	1, 332, 541, 282. 78	1, 682, 099, 387. 51
	183, 594, 808. 42	151, 058, 474. 39
	78, 740, 822. 69	48, 366, 631. 74
	162, 701, 328. 47	281, 534, 264. 15
	1, 757, 578, 242. 36	2, 163, 058, 757. 79
	- 65, 489, 800. 26	- 209, 131, 927. 98
	1, 123. 89	141, 329, 450. 24
	1, 123. 89	141, 329, 450. 24
	2, 151, 320. 81	16, 639, 557. 79
	2, 151, 320. 81	16, 639, 557. 79
	- 2, 150, 196. 92	124, 689, 892. 45
	2, 452, 064, 976. 72	1, 789, 114, 757. 03
	2, 452, 064, 976. 72	1, 789, 114, 757. 03
	2, 321, 470, 911. 66	1, 914, 029, 559. 57
	93, 497, 888. 62	77, 914, 081. 82
	2, 414, 968, 800. 28	1, 991, 943, 641. 39
	37, 096, 176. 44	- 202, 828, 884. 36
	5, 378, 934. 22	- 1, 551, 251. 07
	- 25, 164, 886. 52	- 288, 822, 170. 96
	375, 994, 555. 19	664, 816, 726. 15
	350, 829, 668. 67	375, 994, 555. 19

2022

	2021												
	797,848,400.00			863,169,158.42	-2,015,577.82		187,753,923.88	11,236.91	-66,030,056.80		1,780,737,084.59	20,832,805.21	1,801,569,889.80
	797,848,400.00			863,169,158.42	-2,015,577.82		187,753,923.88	11,236.91	-66,030,056.80		1,780,737,084.59	20,832,805.21	1,801,569,889.80
				187,152.78	343,629.53			-11,236.91	-368,017,768.12		-367,498,222.72	-74,323,905.69	-441,822,128.41
					343,629.53				-368,017,768.12		-367,674,138.59	-364,546.25	-368,038,684.84
				187,152.78							187,152.78		187,152.78
1.													
2.													
3.													
4.				187,152.78							187,152.78		187,152.78
1.													
2.													
3.													
4.													
1.							24,468,609.59				24,468,609.59		24,468,609.59
2.							24,468,609.59				24,468,609.59		24,468,609.59
								-11,236.91			-11,236.91	-73,959,359.44	-73,970,596.35
	797,848,400.00			863,356,311.20	-1,671,948.29	0.00	187,753,923.88	0.00	-434,047,824.92		1,413,238,861.87	-53,491,100.48	1,359,747,761.39

2022

	2022										
	797,848,400.00				863,337,643.70				187,753,923.88	504,279,657.64	2,353,219,625.22
	797,848,400.00				863,337,643.70				187,753,923.88	504,279,657.64	2,353,219,625.22
					1,049,018.06					-194,642,245.00	-193,593,226.94
										-194,642,245.00	-194,642,245.00
					1,049,018.06						1,049,018.06
1.											
2.											
3.											
4.					1,049,018.06						1,049,018.06
1.											
2.											
3.											
1.											
2.											
3.											
4.											
5.											
6.											
1.								4,786,702.89			4,786,702.89
2.								4,786,702.89			4,786,702.89
	797,848,400.00				864,386,661.76			0.00	187,753,923.88	309,637,412.64	2,159,626,398.28

2022

	2021										
	797,848,400.00			863,150,490.92				187,753,923.88	686,906,157.86		2,535,658,972.66
	797,848,400.00			863,150,490.92				187,753,923.88	686,906,157.86		2,535,658,972.66
				187,152.78					-182,626,500.22		-182,439,347.44
									-182,626,500.22		-182,626,500.22
				187,152.78							187,152.78
1.											
2.											
3.											
4.				187,152.78							187,152.78
1.											
2.											
3.											
1.											
2.								11,471,893.58			11,471,893.58
								11,471,893.58			11,471,893.58
	797,848,400.00			863,337,643.70			0.00	187,753,923.88	504,279,657.64		2,353,219,625.22

2022 1 1 2022 12 31

"

"

"

"

"

"

2022 1 1 2022 12 31

"	"	"	"
1.			
	"	"	
2.			
42, 496. 97	2021	2022	36, 801. 78
	2021	12 31	2022 12 31
	116, 332. 33	132, 493. 24	

1
2023 2 10

5

1

1

2

3

4

API

5

6

7

4. 03

2022 1 1 2022 12 31

1.

2.

1 1 12 31

3.

12 1 1 12 31

4.

5.

6.

2022 1 1 2022 12 31

"

"

7.

8.

3

9.

1

2

“ ”

10.

2022 1 1 2022 12 31

1

2022 1 1 2022 12 31

2

2

1

2022 1 1 2022 12 31

2

3

4

2022 1 1 2022 12 31

5

11.

12.

14 -

2022 1 1 2022 12 31

30

30

—

—

—

—

—

—

POCOA

AS
(e) f n e

		2-3	3-5
100%	0%	75.00%	35.00%

13.

0

2022 1 1 2022 12 31

" "

15.

16.

1

2

12

" " " "

" " " " " "

17.

1

2022 1 1 2022 12 31

2

3

2022 1 1 2022 12 31

2022 1 1 2022 12 31

22 —

[2017] 7

22 —

[2017] 7

" "

19.

()

			%	%

20.

2022 1 1 2022 12 31

			%	%

21.

22.

1

3

2022 1 1 2022 12 31

23.

1

2

3

4

24.

1

2022 1 1 2022 12 31

2

1

2

2022 1 1 2022 12 31

3

4

5

25.

26.

27.

28.

29.

1

1

2022 1 1 2022 12 31

2

2

3

30.

31.

[2022] 136

3

[2009] 8

1	1,000		2.35%
2	1,000	1	1.25%
3	1	10	0.25%
4	10	50	0.1%
5	50		0.05%

" "

32

1

1

2

3

1

2

3

4

5

2

33.

(1)

1

2

1

2

3

34.

()

()

35.

1

2

1

" 23. " " 29. "

2

3

12

3

" 35. 1 "

2022 1 1 2022 12 31

75%

90%

1

2022 1 1 2022 12 31

2

36.

1

1

2

2

"

3

"

3

4

5

6

7

1

2

8

37.

38.

39.

1

2

3

40.

1

2022 1 1 2022 12 31

2021 12 30
15 "

" "
2022 1 1 "

2022 11 30
16 "

2023 1 1 "

" "

GR2020

"	"	
"	"	"
"	"	
"	"	
"	"	

2.
1
2020 12 8 8
GR2020 2
2020 2
2020 3
2021 1 8 1
12 8
31 100 1-fl 9" 0 S' P•10€
2020 9 Å

2022 1 1 2022 12 31

	459,657,822.57	475,191,176.69

1 NPM

2 239,976,846.00

242,574,290.00 696,671.72 637,575.16

1,678,185.77 1,571,431.26

3 3 96,248,500.00

59,759,875.00

4

	245,410,596.72	244,433,969.19

4,737,079.00

2

1

	171,547,752.98	235,005,278.71

2

		82,064,472.11

3

2022 1 1 2022 12 31

		35,073,434.98

4

5

		%		%	
	173,280,558.57	—	1,732,805.59	—	171,547,752.98

		%		%	
	237,379,069.40	—	2,373,790.69	—	235,005,278.71

1)

%

1

2022 1 1 2022 12 31

6

	2,373,790.69	-640,985.10			1,732,805.59

7

8

1

3.

1

		%		%	
	397,062,652.41	—	102,663,089.66	—	294,399,562.75

		%		%	
	406,840,660.08	—	107,309,683.67	—	299,530,976.41

2022 1 1 2022 12 31

1

			%
	397,062,652.41	102,663,089.66	—

2

5

()

%

1 (,

1-2

2-3

3-4

4-5



2022 1 1 2022 12 31

3

	107,309,683.67	3,979,346.03	8,625,940.04	102,663,089.66

		8,625,940.04	—

2022 5 28

21,035,256.83

2022 5 25

2022 5 25

4

5

312,164,685.39

78.62%

51,390,597.52

6 2022 12 31

7 2022 12 31

" 55"

4.

1

	5,371,855.71
	28,539,024.92

2022 1 1 2022 12 31

2

3

		684,774,405.85

5.

1

		%		%
1				
1 2				
2 3				
3				
	35,450,700.83	100.00	49,598,390.41	100.00

2

3

			(%)
	27,950,502.88	—	78.85

6.

2022 1 1 2022 12 31

	5,626,830.61	17,440,781.64

6.1

1

/		
	5,626,830.61	17,440,781.64

2

	12			
		()	()	
2022 1 1				2,898,558.65
2022 1 1				
--				
--				
--				
--				
				127,296.91
				1,543,727.76
2022 12 31				1,482,127.80

2022 1 1 2022 12 31

3

1	1
1-2	
2-3	
3	
	7,108,958.41

4

	2,898,558.65	127,296.91	1,543,727.76	1,482,127.80

5

6

				%	
			5		
			1		
			1		
()			1 2		
			1		
			1 2		
			1		
	—	4,642,497.41	—	65.31	896,274.30

7 2022 12 31

8

2022 1 1 2022 12 31

4 2022 12 31
" 55"

8.

	5,790,675.91	26,180,538.95

2022 1 1 2022 12 31

9.

	2,144,833.69			-287,370.63						1,857,463.06	

10.		
1		
1.		29,316,909.77
2.		
1		
2	\	
3.		29,316,909.77
1		
2		29,316,909.77
4.		
1.		14,771,329.91
2.		1,399,642.08
1		1,399,642.08
2	\	
3.		16,170,971.99
1		
2		16,170,971.99
4.		
1.		4,616,478.28
2.		
1		
2	\	
3.		4,616,478.28
1		
2		4,616,478.28
4.		
1.		
2.		

2022 1 1 2022 12 31

	2,003,871,030.19	2,181,361,123.66

11.1

1

1.					4,353,625,697.76
2					47,232,784.03
1					2,985,562.2
2					14,930,312.06
3					
4					29,316,909.77
5					
3.					25,667,246.21
1					5,648,621.23
2					20,018,624.98
3					
4.					4,375,191,235.58
1.					2,015,010,587.99
2					213,946,698.12
1					197,775,726.13
2					16,170,971.99
3.					19,507,545.11
1					3,796,925.60
2					15,710,619.51
4.					2,209,449,741.00
1.					157,253,986.11
2					4,616,478.28
1					
2					4,616,478.28
3.					

2022 1 1 2022 12 31

2022 1 1 2022 12 31

2

3

13.

1.		4,591,910.73
2		
1		
3.		4,591,910.73
1		
2		4,591,910.73
4.		
1.		3,061,273.92
2		1,530,636.81
1		1,530,636.81
3.		4,591,910.73
1		
2		4,591,910.73
4.		
1.		
2		
1		
3.		
1		
4.		
1.		
2		1,530,636.81

14.

1

	/				
1.					861,278,351.68
2.					
(1)					
(2)					
(3)					
3.					
(1)					
(2)					
4.					861,278,351.68
1.					451,256,073.35
2.					18,775,860.31
1					18,775,860.31
2					
3.					
(1)					
(2)					
4.					470,031,933.66
1.					33,968,375.45
2.					
1					
3.					
(1)					
4.					33,968,375.45
1.					376,053,902.88
2					357,278,042.57

2. 55%

2022 1 1 2022 12 31

								/
	6,966,655.18			209,825.68			6,756,829.50	—

1

[2016] 3 2016 2 24

6, 954, 855. 00

173, 871. 38

2

[2018] 42

2019 2

25

719, 085. 90

35, 954. 30

32.

		+ -				
	797,848,400.00					797,848,400.00

33.

	863,356,311.20	1,049,018.06	864,405,329.26

	%		
	—	-77,607,634.64	-53,491,100.48

39.

1

	2,765,645,281.40	2,675,212,319.74	3,734,462,841.12	3,514,477,916.63

2

	%		—	—

1.

2.

2022 1 1 2022 12 31

3.				
4.				
5.				
6.				
1.				
2				
3.				
4.				

3

							1,612,040,161.32
							34,259,710.39
							22,586,988.18
							982,447,617.23
							114,310,804.28
							2,359,717,382.90
							405,927,898.50
							2,765,645,281.40
	1,612,040,161.32	34,259,710.39	22,586,988.18		982,447,617.23	114,310,804.28	2,765,645,281.40

2022 1 1 2022 12 31

~
/

	105,822,746.34	115,447,705.15

45.

	973,231.66	2,335,726.68

46.

	-287,370.63	-169,863.60

47.

	-61,267,202.09	14,647,126.44

48.

	-16,980,412.51	-112,901,651.42

49.

" "

2022 1 1 2022 12 31

:			
:			
:			
	1,123.89	399,239.27	1,123.89

50.

1

2022 1 1 2022 12 31

2022 1 1 2022 12 31

55.

1		
2		
		/
	1,095,511,947.85	—

1
25, 815, 795. 26

2022 12 31

2

2022 1 1 2022 12 31

				%	

NPM				

2

	—	-23,948,540.50	-77,363,803.78

2022 1 1 2022 12 31

3

4

5

6

2022 12 31

2

1

				%		

2

				/	/
				-	-
--					
--					
--					

3

]

2022 1 1 2022 12 31

2022 1 1 2022 12 31

2)

					2022 12 31	
					196,600,000.00	2021
12 31	496,800,000.00					
1,918,722,351.80		2021 12 31			1,591,509,067.97	

3

(2)

2022 12 31

2022 1 1 2022 12 31

(1)

		2022		2021	

(2)

		2022		2021	

2022 1 1 2022 12 31

1.

1

.5



	5%
	5%
	5%
	5%
TATA	

1.

1 /

	—	974,653.21	4,695,191.41

2

1

2021 2 23

235,617,000 A

2022 1 1 2022 12 31

,000

2022 1 1 2022 12 31

2

2022 003
2022 1 14 2023 1 14
27,580 2022 12 31
25,659

3

37100520220003004
2022 6 16 2025 6 15
70,000 2022 12
49,600

31

4

DB2200000041535
2022 7 5 2023 7 5
6,000 2022 12 31
6,000

5

2021 010004
2021 11 26 2022 11 26
10,000 2022 12 31
2,000

6

003 003 -2
2026 9 8
33,000 2022
28,500

12 31

7

0692511-001 2021 8
3 2022 8 2 15,000
2022 12 31 13,000

3.

--	--	--	--	--

2022 1 1 2022 12 31

980

2

1

2

3 2022 12 31

1.

2023 3 31
2022 12 31

2.

3.

1.

1

6

2022 1 1 2022 12 31

2

3

2022

2022 1 1 2022 12 31

P

2022 1 1 2022 12 31

2022 1 1 2022 12 31

2

2022 2021

	2,765,645,281.40	3,734,462,841.12

1.

1

		%		%	
	662,770,579.31	—	102,449,762.97	—	560,320,816.34

		%		%	

2022 1 1 2022 12 31

		%		%	
	586,443,406.02	—	106,898,400.53	—	479,545,005.49

1

			%
	394,050,802.27	102,449,762.97	—

3

	268,719,777.04		—

2

()

--	--

2022 1 1 2022 12 31

			%
1			
1-2			
3-4			
4-5			
5			
	662,770,579.31	102,449,762.97	—

MPM International Limited			
UNI X			
SBI			
	109,415,133.67	89,108,371.17	—

3

	106,898,400.53	4,177,302.48	8,625,940.04	102,449,762.97

	8,625,940.04	—	—

2022 5 28

21,035,256.83

2022 5 25

2022 5 25

4

2022 1 1 2022 12 31

5

522,127,592.06

78.78%

51,070,759.79

6 2022 12 31

7 2022 12 31

" 55"

2

	734,091,673.64	796,550,952.25

2 1

1

/		
	734,091,673.64	796,550,952.25

2

	12			
		()	()	
2022 1 1	1,711,677.94	11,226.81		1,722,904.75
2022 1 1				
--				

2022 1 1 2022 12 31

2022 1 1 2022 12 31

%

2022 1 1 2022 12 31

3.

1

2022 1 1 2022 12 31

4.

1

	1,804,176,882.02	1,696,682,871.98	2,176,702,888.51	2,084,142,246.19

2022 1 1 2022 12 31

2

					1,605,222,541.01
					31,609,353.70
					21,047,646.60
					146,297,340.71
					1,406,295,377.71
					397,881,504.31
					1,804,176,882.02
	1,605,222,541.01	31,609,353.70	21,047,646.60	146,297,340.71	1,804,176,882.02

2022 1 1 2022 12 31

3

3-6

4

7. 53

2023

2023 3 31

山东墨龙石油机械股份有限公司


2022 年 12 月 31 日

内部控制审计报告

索引

内部控制审计报告

页码



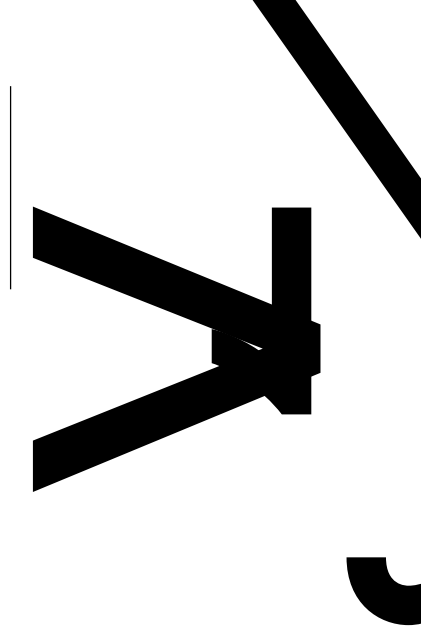
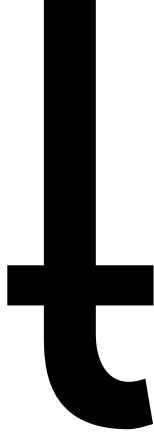
内部控制审计报告

XYZH/2023JNAA3B0023

2022 12 31

2022 12 31

2022



2022

ア

ト



XYZH/2023JNAA3F0032

2022) 2022 2022 12 31 (

2023 3 31 XYZH/2023JNAA3B0022

1 —
2022

2022

2022

	276,564.53		373,446.28
	9,789.45		10,572.63
	3.54%		2.83%
1.	9,036.68		10,426.64
2.			
3.	752.77		145.99
4.			
5.			
6.			
	9,789.45		10,572.63
1.			
2.			
3.			
4.			
5.			
6.			
	-		-
	266,775.08		362,873.65